

Bromlink



March ~ April 2013

CONTENTS

Dates for your diary / New members / Cryptanthus Workshop	2
President's Report	3
Mammillarias	4
Shopping Centre Dates and Locations / Jose details/ websites	5
Find a Word	6
Speaker Presentations for April, May, June	7
Information for our Expo in April	8,9
Orthophytum Vagans / Scale Control in Bromeliads	10
Scale Control in Bromeliads	10
Bromeliad Problems – Part 1	11,12
Bus Trip Information	13



EDITORIAL DEADLINE FOR THE NEXT EDITION OF BROMLINK.....

Please have any articles for inclusion to me by May 13th, 2013.

Email address— gcsbs.bromlink@gmail.com

????????????????????????????????

Do you want your Bromlink emailed? Want to hear of the latest succulent or bromeliad news when we do? Why not come and join us at Facebook? If you answered yes to any of those questions, email Shane to be added to the above lists:

GCSBS.President@gmail.com

2012-13 Volunteers

www.gcsbs.org.au



Gold Coast Succulent & Bromeliad Society Inc. (GCSBS)
PO BOX 94, Southport Business Centre, Southport QLD 4215

MANAGEMENT COMMITTEE		
<i>President</i>	Shane Weston	gcsbs.president@gmail.com Ph: 0408 247 208
<i>Vice Presidents</i>	Rob Kelly & Dennis Mills	
<i>Secretary</i>	Catherine Smith	gcsbs.secretary@gmail.com
<i>Treasurer</i>	Glenda Hodgson	gcsbs.treasurer@gmail.com Ph: 07 5594 6564
<i>Memberships</i>	Gwen Wayland	gcsbs.memberships@gmail.com
<i>Other Committee Members</i>	Carmon Burke, John Crawford, Julie Hewetson, Monica Mead, Tom Norris, Judy Paterson & Ann Schenk	
VALUED VOLUNTEERS		
<i>Bromlink Editor</i>	Jeanette Henwood	gcsbs.bromlink@gmail.com
<i>Special Projects</i>	John Crawford & Julie Hewetson	
<i>Librarians</i>	Jennifer Laurie & Jan Tobiano	
<i>Bus Trips & Field Days</i>	Glenda Hodgson & Monica Mead & Your name here!	
<i>Sales Co-ordinator</i>	Tom Norris	
<i>Off-Site Plant Displays</i>	Berice Bragg, John Crawford & John & Pam Gaddes	
<i>Barcode Sales</i>	Julie Hewetson	gcsbs.barcodesales@gmail.com
<i>Sales Team</i>	John Crawford, Elizabeth Day, Ruth Dickson, Jeanette Fowler, Eliza Hesse, Julie Hewetson & Carole Solomon	
<i>Sales Stewards</i>	Carmon Burke, Norma Fleet & Helen Mueller	
<i>Sales Support</i>	Graeme Synold, John Gaddes, Rob Kelly	
<i>Meet & Greet</i>	Ann & Harry Schenk	
<i>Refreshments</i>	Janice l'Anson	
<i>Raffles</i>	Rosie Kelly & Lorraine Fox	
<i>Guest Speakers</i>	Kerry Tate	
<i>Publicity</i>	Ann Schenk	
<i>Supplies Table</i>	Marilyn & Tom Rivett (Orchid Den)	
<i>Webmaster</i>	Shane Weston	gcsbs.website@gmail.com
LIFE MEMBERS		
Narelle Aizlewood, Graham Besgrove, John Catlan, Genny Catlan, Wendy Hansen, Mary Nicholson & Neville Ryan		

Meetings held at the Carrara Community Centre, Nielsens Rd, Carrara (Motorway Exit 73)



<i>DATE</i>	<i>EVENT</i>
Mar 23	General Meeting - Carrara Community Centre Plant Sales: 12:00 pm Meeting: 1:00 pm to 3:30 pm Main Event – “The diversity of Bromeliads and Succulents” with John Catlan & Genny Vauhkonen Feature Speaker – “Tillandsia Temptations” with Neville Ryan
April 13	Bromeliad and succulent Expo – 9am – 3 pm Carrara Community Centre
April 27	General Meeting – Carrara Community Centre



Welcome to these new members who have joined our society.
We hope you enjoy your time with us.



Kenneth & Dixie Angus, Eddie & Dawn Collis, Paul Borland, Igor Gerbauec & Bianca Weilera, Scot Hansen, Kevin Jeffrey, Andrew Ortado, Allan Robertson, Jill Simpson, Doug Smith, Roly Soegaard, Judith Turner and Gail Young



UPCOMING BROMELIAD EVENTS

Cryptanthus Workshop – 20 April 2013 to be held in conjunction with the Bob and Mavis Paulsen Cryptanthus Day at the Community Centre, Millwell Street, Maroochydore.

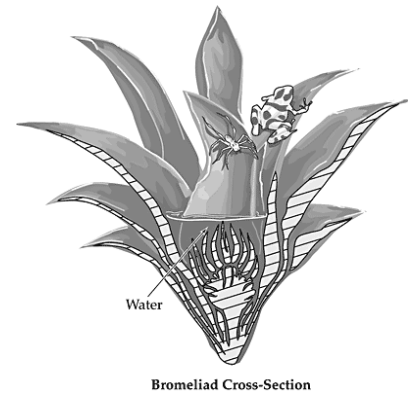


This will be hosted by the Sunshine Coast Bromeliad Society Inc. Please notify Cheryl Basic at wildfiregarden@westnet.com.au if you wish to attend. Details of programme will be advised at a later date.

President's Report

Hello everyone and welcome to the March-April Bromlink.

As you read this I will probably just be arriving home from what I am sure will be a tremendous Australasian Bromeliad Conference in Auckland NZ. However I am writing this note before I leave for NZ, (confusing hey), and it is pouring rain right now. To think in the last edition I said, "Oh for a good few days of drizzle...", and now I say; NO, NO, NO MORE, please! Enough rain already! So check your plants for rot! Have you got a brom that is showing an intense, unique colour like it never has before? Put your nose nearby and have a smell. It might just be rot!



I hope all have enjoyed the activities of recent months. I know I have and particularly enjoyed the GCSBS Annual Quiz in Jan. How apt for Olive to appointed as our current Quiz Queen, after all that Olive has done for bromeliads in Australia. Also a huge thanks to Kerry for the effort she puts into such activities. It is not something that can be thrown together the night before! So, well done as usual, with a few laughs and always with knowledge shared. Our GCSBS Quiz Hall of Fame is: 2011 - Shane Weston, 2012 - Kerry Tate & 2013 - Olive Trevor.

Olive's Feb meeting presentation on her plant importing was a feast for the eyes. So much beauty and so little photographic evidence! I wish someone would take some photos at our meetings and events and then share with me so I could publish them on the website, facebook page and even in the Bromlink. Any member interested in helping with this, please? We have a Society camera available for your use.

The Committee is continuing to plan for our 'GCSBS Autumn Succulent & Bromeliad Expo' on April 13th. Seller's table orders are filling quickly and it is a first in best dressed system. A loose leaf flyer for members to enter the annual 'GCSBS Popular Vote competition' is included with this edition. Go on, give it a go I dare you! We could really do with some more volunteers to help us on April 13th. Some to help out for an hour or so here and there - like the kitchen or cleaning up after the event and particularly with Sales Support/Security. Simply 'manning' the entry and exit doors and plant displays would mean that Graeme, Rob, John & others can have a break, a cuppa & a chat. See me if you can help please! I have had a few, ok 3, members step up for the April meeting feature event of 'these are a few of my favourite things.' This is where we/you show pictures of your plants &/or garden while you can talk about them if you wish. It would be good to have twice as many - please! Our Plants of the Month for March are: Tillandsia, Vriesea & any Succulent, and for April they will be: Alcantarea, Cryptanthus, Neoregelia & any Succulent. Please bring in yours to show and tell; you never know you may win a prize....! Special thanks to Barb A who was the only person to bring a plant in for show & tell in Feb - a lovely potted Sansevieria. OK, enough from me, happy gardening everyone.

Shane Weston GCSBS.President@GMail.com T: 0408 247 208

PS: Why not bring a friend or three to one of our meetings, Expo even?



2013 Shopping Centre Sales Dates ~ Subject to change

April	11, 12	Mudgeeraba Shopping Village
May	9, 10, 11	Southport Park Shopping Centre
July	11, 12, 13	Mudgeeraba Shopping Village
August	8, 9, 10	Tweed Mall
October	10, 11, 12	The Pines Shopping Centre - Elanora
Oct	31 Nov 1, 2	Southport Park Shopping Centre
November	7, 8, 9	Mudgeeraba Shopping Village

• ***Jose Manzanares - Live Presentation - Brisbane***

27th March, 730pm, Brunswick Room, Merthyr Uniting Church, Merthyr.

Jose, from Ecuador who recently presented at the Cool Broms Conference in Auckland, has been studying Ecuadorian Bromeliaceae for more than 30 years. His beautiful book series 'Jewels of the Jungle' are being progressively published with; Bromeliaceae of Ecuador, Pitcairnioideae & Tillandsioideae released so far. We are still waiting for the 2nd volume of Tillandsioideae to be published so we're hoping this presentation will be an opportunity to have a preview of what it will contain. The presentation will also be a general view on Ecuadorian Bromeliads with a view to seeing plants in habitat as this is the focus of his books. An opportunity not to be missed.

FREE admittance for GCSBS Members.



Some websites you may find interesting.....

<http://www.bromsqueensland.com.au/> here you will find information from the Queensland Bromeliad Society, including upcoming events, a photo gallery organised under the headings Pitcairnoideae, Tillandsioideae and Bromeliodeae and also archived copies of the society magazine -Bromeliaceae.

<http://www.bromeliad.org.au/> the website of the Bromeliad Society of Australia.

<http://www.scbs.org.au/index.shtml> the website of the Sunshine Coast Bromeliad Society.

<http://www.cssaaustralia.org.au/> The cacti & succulent society of Australia

<http://www.cssq.org.au/> The cacti & succulent society of Queensland

FIND-A-WORD - ADENIUM

W	P	H	B	G	S	S	E	D	A	H	S	B	M	S
G	G	A	E	N	E	W	I	L	C	A	L	L	E	D
S	S	S	S	I	O	O	C	F	S	H	A	P	E	D
C	P	W	T	W	G	L	B	T	R	E	B	U	T	D
K	I	Q	N	O	N	L	T	R	E	S	E	D	F	U
N	R	W	A	R	A	E	W	B	E	S	O	R	M	R
I	A	H	M	G	T	N	E	L	U	C	C	U	S	I
P	L	E	R	V	L	E	A	T	H	E	R	L	Y	N
F	I	N	O	P	S	F	M	D	X	B	A	S	E	G
F	N	G	D	M	R	U	O	W	S	E	A	S	O	N
U	G	L	E	I	I	I	T	N	A	L	P	R	E	D
N	A	T	C	N	R	M	N	R	E	G	I	O	N	S
N	S	A	E	I	S	E	V	A	E	L	P	N	G	Y
E	C	D	N	U	O	R	A	S	U	O	I	R	A	V
L	A	C	I	P	O	R	T	V	T	M	A	N	Y	Q

ADENIUM is a SUCCULENT which grows in the ARID REGIONS of TROPICAL AFRICA. The BEST KNOWN ONE is CALLED Adenium OBESUM -the DESERT ROSE. The plant HAS a SWOLLEN TUBER LIKE BASE FROM which MANY STEMS grow. DURING the GROWING SEASON, the LEAVES are LEATHERLY, OVAL and SPIRALING AROUND the TOP of the stem, the PLANT SHEDS its leaves WHEN it GOES DORMANT in WINTER. The FUNNEL SHAPED flowers are in VARIOUS SHADES from PINK to RED.

Reprinted from Bromlink March/April 2001

Written by Mary Nicholson

Find the **CAPITALISED** and **UNDERLINED** words.

SPEAKER PRESENTATIONS & MEETING EVENT PROGRAM – 2013

APRIL general meeting – Saturday, 27th

Main event: “These Are a Few of my Favourite Things” with our own members (TBA), and hosted by our president Shane Weston.

Shane will introduce several of our members who will share with us their favourite bromeliads and succulents. They will show-and-tell us why they are favourites, wax lyrical on their merits and share growing tips. Each speaker will present for 2-10 minutes. Sign up! It will be fun if we make it so.

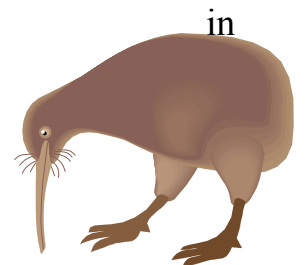
Feature event: “More Favourite Things” with Greg and Narelle Aizlewood.

Its doubtful Greg and Narelle will be showing us raindrops on roses, nor whiskers on kittens as a few of their favourite things. Chances are we’ll see some hot Billbergia, Aechmea, Vriesea, Cryptanthus etc., and maybe even a photo of their gorgeous grand-daughter...

MAY general meeting – Saturday, 25th

Main event: “Kia Ora from New Zealand”

Members who attended the Cool Broms Australasian Bromeliad Conference March this year will show us and discuss the highlights of this outstanding event in New Zealand – including summaries of the impressive line up of local, Aussie and other international speakers, garden tours and some sight-seeing. This is an ideal opportunity for members who could not attend the conference to see how the Kiwis do it.



Feature event: “Intergeneric Bromeliads” with Kerry Tate

Kerry will give an update on some of her most interesting intergeneric bromeliads – including some of her own creations and those of others. Members are invited to bring in some of their own to show and tell.



JUNE general meeting – Saturday, 22nd

Main event: “Treasures of Colombia” with Bruce Dunstan

Bruce is a seasoned traveller and explorer extraordinaire of rare and obscure delights growing in their natural habitat. Colombia is a South American country rich in its diversity of many species of the Bromeliaceae family – many of which

have yet to be described and published. Admire the climbing skills and effort by Bruce to capture the beauty of those special broms growing epiphytically. Hear about the perilous adventures along the way.

Feature event: “Sublime Succulents” with Kathleen Henderson

Cactus Kate will show and discuss a range of succulent plants we rarely see or grow. Learn some propagation tips and how to keep them looking good. Be inspired by some creative, potted arrangements.

Bromeliad & Succulent Autumn Expo

BRING A FRIEND or SEVEN!

~ Saturday 13th April 2013 ~ 9am to 3pm ~ Carrara Community Centre ~

- Only financial members who have also attended a minimum of 5 General Meetings in the previous 12 months are eligible to sell plants at this show.
- Sales' table orders must be lodged by 1st April with Shane Weston.
- Succulents, Bromeliads and Tropical Plants only should be available for sale.
- The Society's commission on member's Expo sales will be the usual 10% and regular sales guidelines will apply to this event.
- Set up for plant sales & display will be from 5pm until 9 pm on Friday 12th April, and also on Saturday morning 13th April from 7am until 830am.
- No sales, display or competition plants can be removed or packed away prior to 3pm.
- Members selling plants at the show should provide quality plants for the display.

Popular Vote Competition: Registrations will only be available from 6-8pm on Friday evening (April 12th) and again from 7-8am on Saturday morning. This will permit adequate time for plant display. Please print clearly on the registration form and present this form with your plants. You don't have to register your plants in person; a friend may do this for you. Please indicate the category you are entering, the plant name and remember to write your name on the top of the sheet! ☺ A registration forms is provided with this Bromlink or from Shane, and see Page xx for more information.

Three perpetual trophies will also be awarded as part of the Popular Vote Competition;

- An overall bromeliad winner - The Roly Reilly Perpetual Trophy.
- An overall succulent winner - The Kathleen Henderson Perpetual Trophy.
- Judges Choice Best in Show - Trophy donated by Tom and Marilyn Rivett. (Orchid Den)

Volunteer help @ Expo !!!

Volunteers to help in the kitchen, with plant minding, security, plant packing and carrying required. Please see Shane if you can assist. Even 30mins here and there will help!

Bromeliad Genera for your 2013 Autumn Expo

Popular Vote Competition entries

(A loose leaf insert is included with this Bromlink for you to use in registering your plants, please enter!)

Bromelioideae

- Acanthostachys
- Aechmea
- Ananas
- Androlepis
- Araeococcus
- Billbergia
- Bromelia
- Canistropsis
- Canistrum
- Cryptanthus
- Deinacanthon
- Disteganthus
- Edmundoa
- Eduandrea
- Fascicularia
- Fernseea
- Greigia
- Hohenbergia
- Hohenbergiopsis
- Lymania
- Neoglaziovia
- Neoregelia
- Nidularium
- Ochagavia
- Orthophytum
- Portea
- Pseudaechmea
- Pseudananas
- Quesnelia
- Ronnbergia
- Ursulaea
- Wittrockia

Pitcairnioideae

- Brewcaria
- Brocchinia
- Connellia
- Cottendorfia
- Deuterocohnia
- Dyckia
- Encholirium
- Fosterella
- Hechtia
- Lindmania
- Navia
- Pepina
- Pitcairnia
- Puya
- Sequencia
- Steyerbromelia

Tillandsioideae

- Alcantarea
- Catopsis
- Glomeropitcairnia
- Guzmania
- Mezobromelia
- Racinaea
- Tillandsia
- Vriesea
- Werauhia

This is not show judged,
this is a Society
members' popular vote
only - enter now!

Popular Vote Competition Standards:

- Only GCSBS financial members can participate.
- There must be no member identifying marks on any competition plants.
- Plants entered must have been owned by the exhibitor for at least six months
- Pots and potting mix are to be dry with tank bromeliads empty of water.
- Single members/family members may enter up to three (3) plants in each class
- There will be five categories for succulents and thirteen categories for bromeliads
- First, second and third place recognition medals will be awarded in each class – if applicable
- Members (only) have one vote in each category and should also vote for their most favoured Succulent and Bromeliad overall. These will be for 2 of trophies and are the plants you'd like to have in your collection at home!!
- Voting will close at 12 noon, tallied and winners announced at approx 2pm.

Three perpetual trophies will also be awarded.

Orthophytum vagans

Vagans - wandering, a reference to the long vine like habit of the plant. This plant can be grown with green foliage if kept shaded with plenty of water and fertilizer; or it can develop brick red leaves if grown in bright light with water and nitrogenous fertilizers restricted.

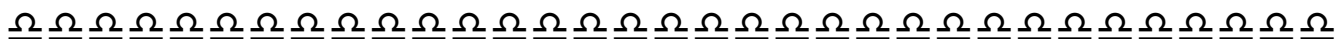
The best planting I have seen was many years ago; and consisted of a multiple planting in a large shallow pot with the plant grown in bright light. The mature leaves were a bright brick red and the new leaves pale yellow green.

O. vagans propagates readily by taking an old stem, removing all but the last few leaves and layering the bare stem under about 25mm of potting mixture leaving the roots and growing point attached. Keep the potting mixture moist and offsets form readily on the layered section. I have had no success sectioning the old stem even though there were plenty of good axial buds. The sections just dried up or rotted before the offsets developed.

This is quite a hardy species for S.E. Queensland and has some potential for landscaping outdoors if given a position which provides some protection from the worst of our summer sun.

It's a long time since I have seen this plant for sale or on the competition bench. This species is recommended for a species enthusiast who likes to explore the diversity of the bromeliad family.

Peter Paroz



Scale Control in Bromeliads submitted by *John Crawford*

In my garden, scale is most active during the months of February/ March, and September/October. One of the spray materials that I use to combat scale is 'Imidacloprid,' commonly known as Confidor®. (Confidor® is a registered trademark of Bayer).

Confidor® is a systemic insecticide which I find is more effective than other forms of contact spray, as the systemic insecticide is 'absorbed through the leaf tissue and transferred throughout the plant'. It kills scale on contact as well as on the underside of the leaf.

Another scale control product by the name of Hortico Systemic Insect Killer® - with the same active constituent of 15 g/l Imidacloprid, is on the market.

I've done a price check on these two products, and Bunnings Warehouse presently sells Yates Confidor® in a 200ml container for \$21.98 (.11¢ per ml), and Hortico Systemic Insect Killer® in a 250ml container for \$15.98 (.064¢ per ml). Comparing the pricing of these two products, with the same constituents, the Hortico Systemic Insect Killer®, coming in at .064¢ per ml, offers quite a saving. Money left over to buy another bromeliad!

If you wish to buy the RTU* product (*Ready To Use....no mixing) both companies offer 750ml spray packs. Current prices are - Yates Confidor® \$9.15, and Hortico Systemic Insect Killer® \$6.98. Again, both of these products have the same active constituent.

My money's on Hortico. More money left over for another bromeliad or two!

Bromeliad Problems - Identification & Treatment

By Rob Smythe, Brom Watch Townsville March 2013

This one I will devote to treating problems with bromeliads. I will confine myself to the tough genera that we most commonly encounter. Namely *Neoregelia*, *Aechmea*, *Alcantarea* and *Billbergia* plus all the prickly ones. Recent discussion with Ross Little has instigated this. In fact I will plagiarize some of his recently published comments and add a bit (a lot as it turns out) to them.

Crown Rot

This is where the centre goes soft and leaves will just fall out with hosing. Often stinks. Cause (if no root rot found) is usually a result of too much rotting material in the crown. Some rotting leaves (acidic) are advantageous as broms like a pH 4.5 to 6.5. In the wild pH ranges from 3.8 to 6.5. In your bush house if you are one of the immaculate breed of growers pH could be as low as 3.8 as a result of dissolving carbon dioxide from the air and converting it into carbonic acid or as high as 10 due to addition of fertilizers high in bases like ammonia, Potassium or Sodium. This can be avoided if fertilization is dilute and frequent rather than concentrated and infrequent. By dilute I mean dilute. Less than 5ppm is recommended for macro elements. Trace elements are usually not required as usually they are within contaminant level, except for Iron. Parallel yellow striations in fast growing tissue is a dead giveaway for iron deficiency. Dead is the word and adding iron will not change these necrotic stripes but new growth should become green. Making pH more acidic is often enough. This can be done with citric acid or just use chook pee. Citric acid wrongly used could take pH up to pH 2. Not good. Chook pee can be made by placing a hand full of chook poo in a bucket of water and let it soak overnight with plenty of stirring to aerate it. This has reminded me, I am supposed to be writing about crown rot not fertilization.

Back to the plant with crown rot.

Check roots for rot. If they have gone all soft place plant in the bin. If they are firm clean out well of all soft material. You may even have to use a knife to remove same. There are two major causes of crown rot fungal and anaerobic bacterial rot. The latter stinks due to reduction of sulphur in leaf proteins to Hydrogen Sulphide (rotten egg gas). If damage is mild the use of a bacteriostatic agent is recommended. These stop bacterial multiplication and this is a classical case of more is not better. Use suitable disinfectants or detergents very dilute. For more serious infections there are several methods available. These all involve oxidation elements to counter the anaerobic reducing function of the bacteria. I will concentrate on one and that is the use of Condy's Crystals. When you have the well as clean as possible mix some Condy's crystals with water (any strength) pour some into the well. Leave it for 5 minutes and tip it out. If it comes out brown you need more treatment. If it comes out Purple you have done enough. I would leave it sit for a day with a dilute solution of Condy's Crystals in the well. Clear it out and let well dry up. Job done.

Now a second way you can get crown rot is in very hot weather. You suddenly realize you have not cleared out wells of excessive leaf droppings. You wash it all out and the sun finds this delicate white tissue suddenly exposed to all its might and the centre burns and dies.

Fungi find this sudden release of food and go mad and eventually find living tissue and penetrate into the living plant. Any fungicide to attack the fungi should be water soluble (systemic) and have no toxic components i.e. no copper but Manganese and Zinc are OK. Clean well out first. I have been asked how long do fungicides last? I can't answer this but I have done research in this field. Of course the taboo ones Bordeaux last till they fall off. The water insoluble dithiocarbamate types may well last for a week in dry conditions. These are preventative types. Similar soluble forms I don't think will last for more than a day. Their by-products like carbon disulphide which is also water soluble and also a disinfectant could hang around for days.

Brown Spotting on leaves?

I want to dispel a massive myth perpetuated by ex orchid growers. Burn spots on leaves of Bromeliads is not caused by hosing on hot days. Broms are tough, covered in wax and trichomes with leaves like leather. Water does not form droplets that act as magnifying glasses and pock mark your plants. The best thing you can do for your broms is to go out and cool them down with the hose on very hot days. I have never been involved with glass houses but could imagine plants with low wax coating holding droplets long enough (humidity near 100% and no breeze) that there may be a remote chance of a problem. I live in the tropics and grow mainly in the garden. The next time I see this problem will be the first time. I have no experience with cold conditions but in hot conditions spots will be extremely large progressing from colour loss (bleaching) to necrosis (dead looking like brown paper). This and its treatment is obvious to everyone. One thing you may not have thought about is if you decide to switch plants around or start a new garden do it when Summer heat is over. Give them the maximum settling in time before next hot spell.

The other important concerns are

Poor Ventilation very fine fungal pitting occurs and is simply treated. Move the plant to a better ventilated position.

....to be continued next edition

WHOLESALE BROMELIADS of AUSTRALIA, THE POCKET

(Near Mullumbimby, Northern NSW)

Large range of bromeliads - Agents for Deroose, Exotic Plant of Belgium
and Andrew Maloy's KIWI COLLECTION VRIESEAS.


Visitors welcome by appointment.

P.0266845374.

F.0266845168.

email: plants@ausbroms.com.au

Website: www.ausbroms.com.au



Field trip Saturday 18th May, 2013



1st garden ~ Carol Landon 3 Mikonos Court, Currumbin Waters. 9.30am – 11am

2nd garden ~ Jim Cox - 61 Martingale Circuit, Clear Island Waters. 11.30am - 12.30pm

3rd garden ~ Marjorie and Graeme Bullen, 59 Martingale Circuit, Clear Island Waters
12.30pm - bring your lunch and a chair.



BUS TRIP - NAMBOUR GARDEN EXPO SATURDAY 6TH JULY DAY TRIP ONLY - \$40

(INCLUDING BUS \$25, ENTRY FEE \$14 AND RAFFLE \$1)

Bus approximate pickup times:

7am - Tugun

7.20am - Carrara Community Centre

7.30am - Coomera Service Centre

⊛ Payment to be in by Saturday 25th May, 2013 at the General Meeting, as we need to have 35+ people to cover costs.



BUS TRIP - 10TH AUGUST

Join us on a trip to two lovely nursery gardens - \$30 (includes bus \$25, entry to Coucals \$4 and raffle \$1)

1. Coucals at Mt Crosby - 2 acres of beautiful gardens to explore. Cottage to rainforest, exotic and dry. Lots of variety to interest you.

<http://www.coucalsgarden.com/> This web site contains some images and information about Coucals – worth a look.

2. The Olive Branch Nursery at Ferny Grove (Olive and Len Trevor)

Morning Tea will be supplied at Coucals and bring your lunch to have at The Olive Branch

Bus approximate pickup times.

7.30 am - Tugun

7.50 am - Carrara Community Centre

8.00 am - Coomera Service Centre



Payment to be in by Saturday
22nd June, 2013 at the General
Meeting as we need to have 35+
people to cover costs

Any enquiries please call Glenda on 0755946564

The aims of the society are:

- (A) To stimulate interest in the conservation, and to promote the culture and development of, succulents and bromeliads.*
- (B) To acquire and disseminate information regarding these plants and to encourage their production and propagation.*
- (C) To ban totally from our collection any such plants which become noxious.*
- (D) To enlighten members and the public on the dangers of cultivating certain noxious species.*
- (E) To give exhibitions, arrange field days, and other events, and to make such publications as are deemed desirable.*
- (F) To associate, affiliate or otherwise joint or connect ourselves with similar bodies or societies.*
- (G) To make seeds and plants available to members under the control of the Society.*
- (H) To foster family membership and members.*